

LAKESHORE REALTY

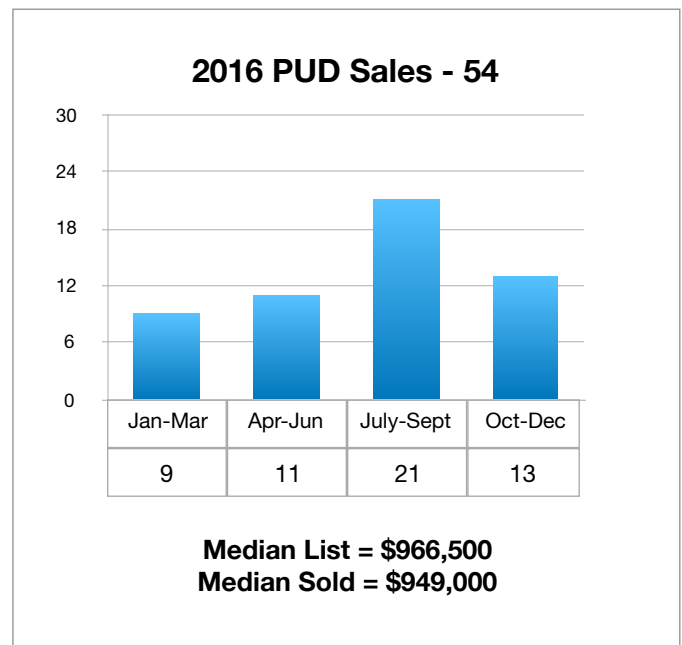
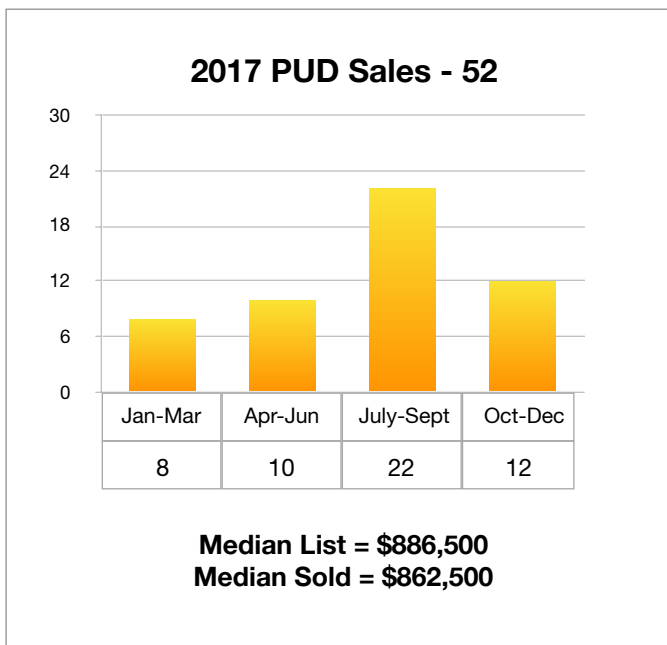
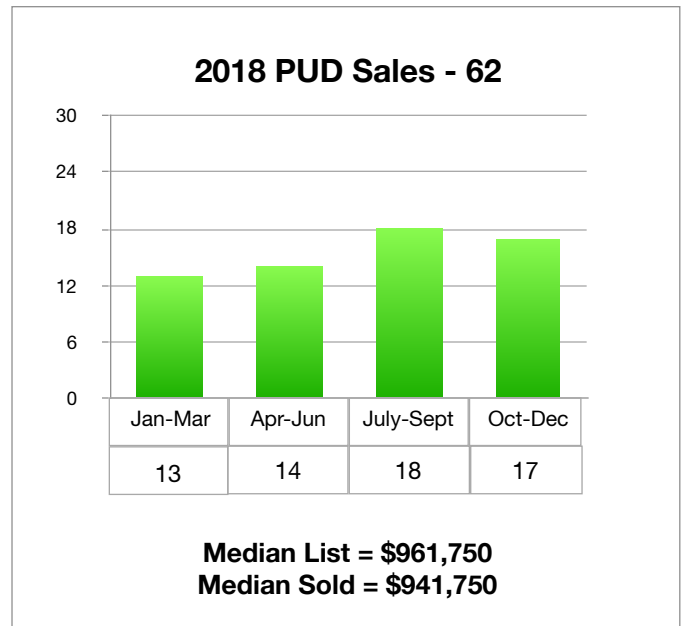
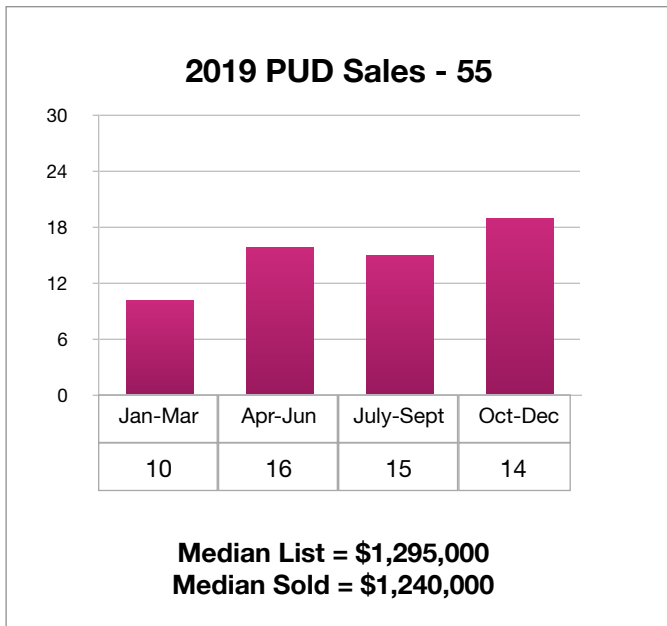
Planned Unit Development Sales 2019 (Jan-Dec)

Complex	Total Sales	Minimum	Median	Maximum	Avg. DOM
The Glen	2	\$2,450,000	-	\$2,850,000	181
Incline Creek Estates	9	\$1,430,000	\$1,450,000	\$1,662,500	79
Lake Country Estates	2	\$1,600,000	-	\$1,650,000	162
Tyrolian Village	7	\$535,000	\$540,000	\$1,615,000	100
Tyrolia	4	\$699,000	\$1,222,500	\$1,560,000	146
Deer Creek	5	\$1,250,000	\$1,310,000	\$1,400,000	123
Cottages on the Green	1	-	-	\$1,400,000	55
Country Club Villas	4	\$1,237,500	\$1,260,000	\$1,390,000	59
Lodgepole Parque	3	\$1,245,000	\$1,285,000	\$1,290,000	45
The Reserve	1	-	-	\$1,240,000	259
Southwood Villas	1	-	-	\$1,150,000	42
Golf Course Villas	3	\$950,000	\$965,000	\$982,125	64
Summit Townhomes	1	-	-	\$968,000	191
Tahoe Palisades	2	\$625,500	-	\$749,000	172
Cedarcrest	2	\$595,000	-	\$715,000	122
Incline Crest	2	\$480,000	-	\$535,000	66
Mt. Rose Chalets	2	\$455,000	-	\$490,000	41
Incline Crest III	3	\$375,000	\$435,000	\$445,000	134
Creekside West	1	-	-	\$440,000	44
TOTAL:	55	\$375,000	\$1,240,000	\$2,850,000	104

Price	Active	Pending	Sold	PUD's	Q4 2018	Q4 2019	% Change
\$0 - \$400,000	0	0	1	Closed Sales	62	55	-11.2%
\$400,000-\$500,000	2	0	6	Median List Price	\$961,750	\$1,295,000	+34.6%
\$500,000-\$600,000	2	0	6				
\$600,000-\$800,000	2	0	5	Median Sale Price	\$941,750	\$1,240,000	+31.6%
\$800,000-\$1,000,000	1	1	4	Average DOM	161	104	-35.4%
\$1,000,000-\$1,500,000	3	2	24				
\$1,500,000 +	3	1	9	Total Sales Volume	\$63,542,089	\$61,887,582	-2.6%
Total:	13	4	55				

All information contained in this web site is deemed reliable but not guaranteed. Information pulled from 1/1/2019-12/31/2019 from IVR.MLS

Q1 - Q4 PUD Sales Comparison 2016-2019



2008-2019 PUD Quarterly Sales

